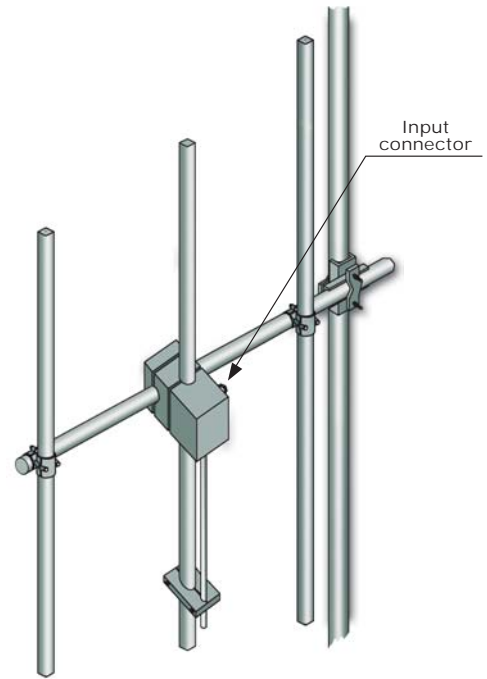


## Model AJ3EIBI

- 45÷70 MHz
- Gamma Match Tuned
- Vertical or horizontal polarization
- Light - Low Cost - Demountable

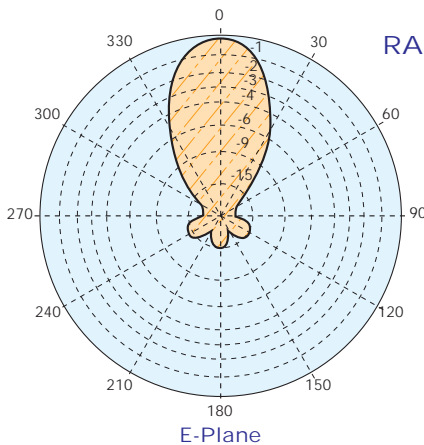


### ELECTRICAL DATA

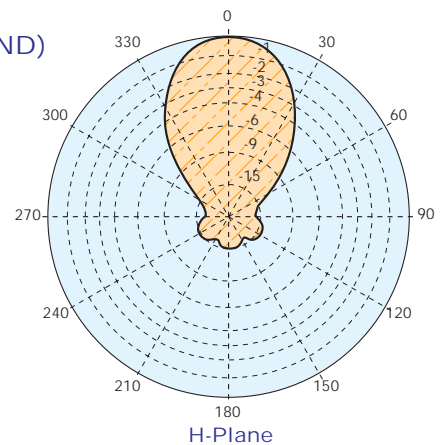
Frequency range	45÷70 MHz
Impedance	50 Ohm
Connectors	N
Max Power	650W (High Power on request)
VSWR	≤ 1.1:1 in the operating channel
Polarization	Vertical or horizontal
Gain	7 dB (referred to half-wave dipole)
Pattern	E plane ± 25° H plane ± 30°
Lightning protection	No DC grounded

### MECHANICAL DATA

Dimensions	According to the working frequency
Weight	According to the working frequency
Wind surface	According to the working frequency
Wind load	According to the working frequency
Max wind velocity	According to the working frequency
Materials	AJ3EIBI: Stainless steel elements and boom (Aluminium elements and stainless steel boom on request) Teflon insulator
Mounting	With special pipe clamps 50÷110 mm dia.



RADIATION PATTERN (MID BAND)



- Gain is provided for vertical polarization.
- If the antenna is side mounted, the supporting structure will have a slight effect on the radiation pattern and VSWR.
- Actual values vary with the specific installation. Contact us for more details of your installation.
- Five ft(1.6mt) of pipe required above the top bay and below the bottom bay for to protect from pattern interference by other antennas.
- Antenna wind load is calculated for 100 Mph (160Km/h) per EIA-222-C standard.

"These specifications are subject to change without notice"