


MODEL FFC30

- **BAND-PASS FILTER**
- **FM BAND 87.5-108 MHz**
- **BAND II**



OUTPUT 90° OPTION

THESE ARE TWO STANDARD RESONANT CAVITY FILTERS, AND IN SPECIAL VERSION WITH 3 AND 4.

ALL THE MODELS ARE USED TO MAKE UP MIXERS WITH SEVERAL CHANNELS.

The pass band filters was designed as an extension of our band pass combiner technology. Using our industry-leading square, cavity filter design, the filter provides a one-time-buy filtering solution for the broadcaster located at multiple-user site.

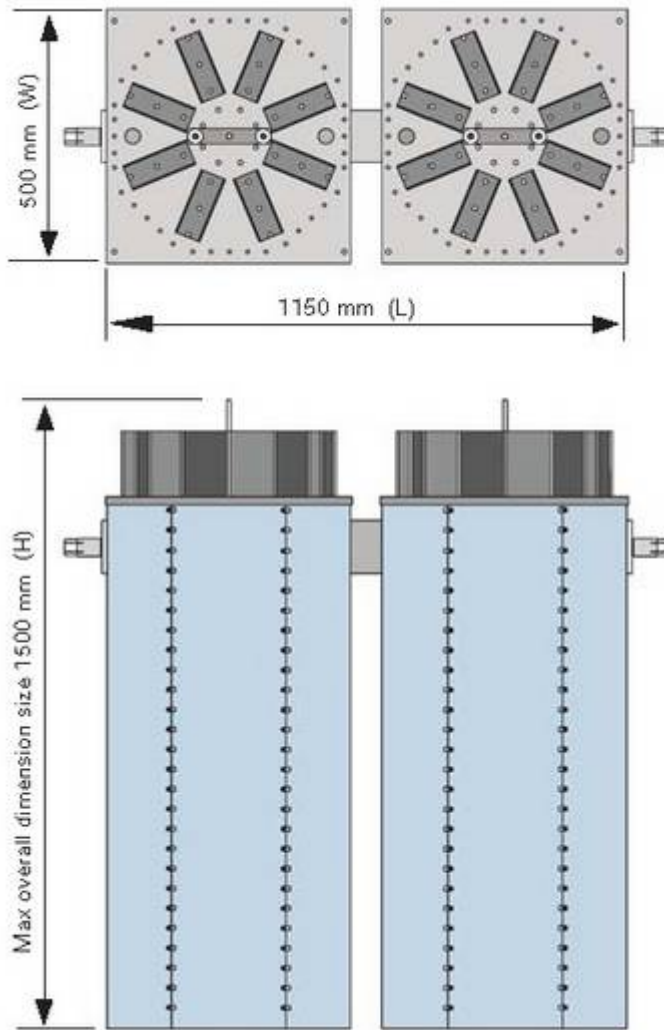
The filter isolates the transmission system to eliminate spurious emissions.

TYPICAL SPECIFICATIONS

Model	FFC30
Impedance	50 ohm
Frequency Range	87.5-108 MHz
VSWR ± 150 KHz	1.1:1 max
Insertion Loss	≤ 0.1 dB
Return Loss ± 150 KHz	≤ -26 dB
Rejection	per customer's requirements (Typical ± 1MHz it's even to -14dB)
Connectors	3+1/8" Input - Output
Max Power	35 KW
Working Temperature	-20°C ÷ +50°C
Colour	Enamel Gray Ral 7001
Materials	Aluminium, Brass, Copper, PTFE, Stainless Steel, Silvering (min. 12µm thickness)

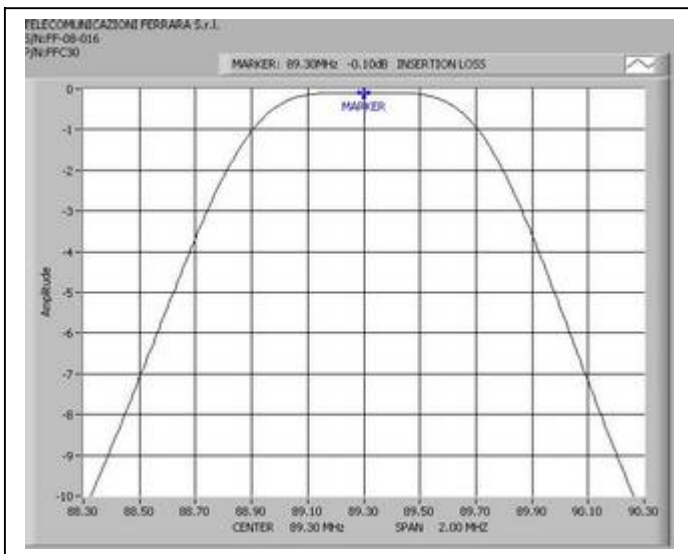
Features:

- **Modular design**
- **Distortion – Free Transmission**
- **Standard configuration of 2 cavities**
- **Special configuration 3 and 4 cavities**
- **Low loss, high isolation**
- **Natural convection**

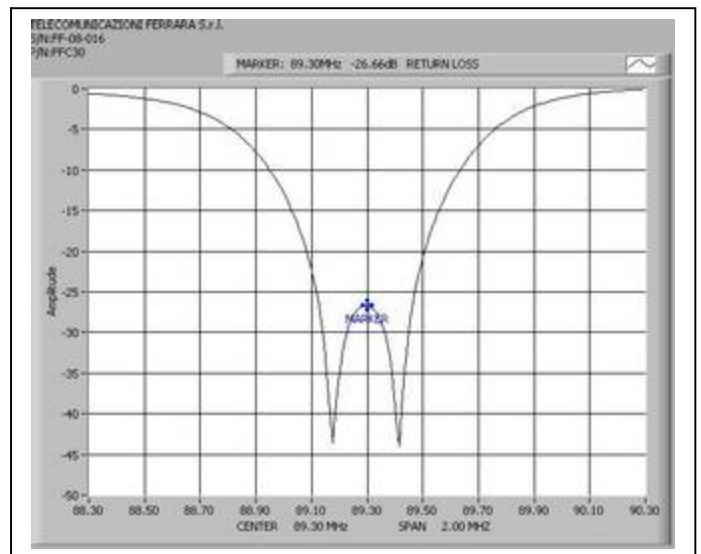


Dimensions	1500(Max size)×1150×500 mm (59.0(Max size)×45.3×19.7 inch) (H×L×W)
Net Weight	≅ 58 Kg (double cavity)

Example of Insertion Loss



Example of Return Loss



"These specifications are subject to change without notice"